

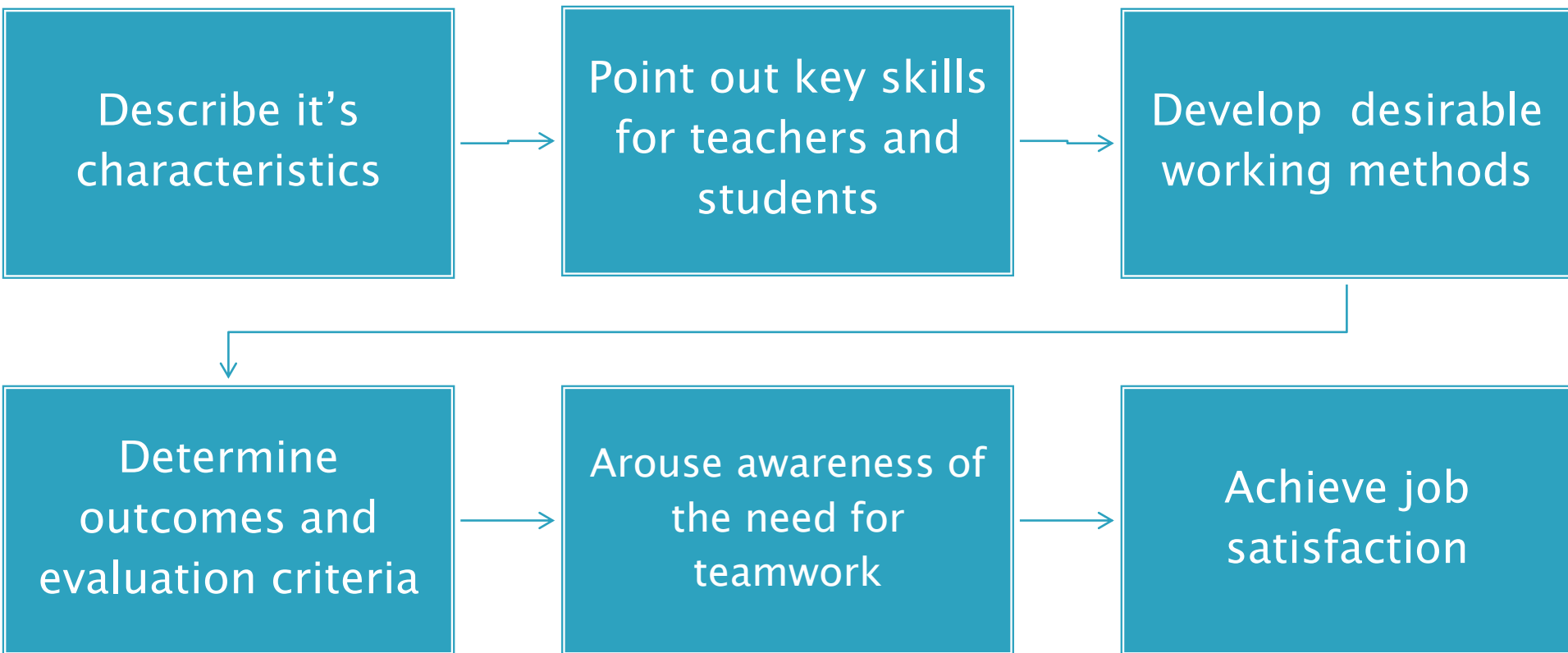
GLOBE AS UNIVERSAL TEMPLATE FOR ONLINE TEACHING!

TEMPORA MUTANTUR
ET NOS MUTAMUR IN ILLIS

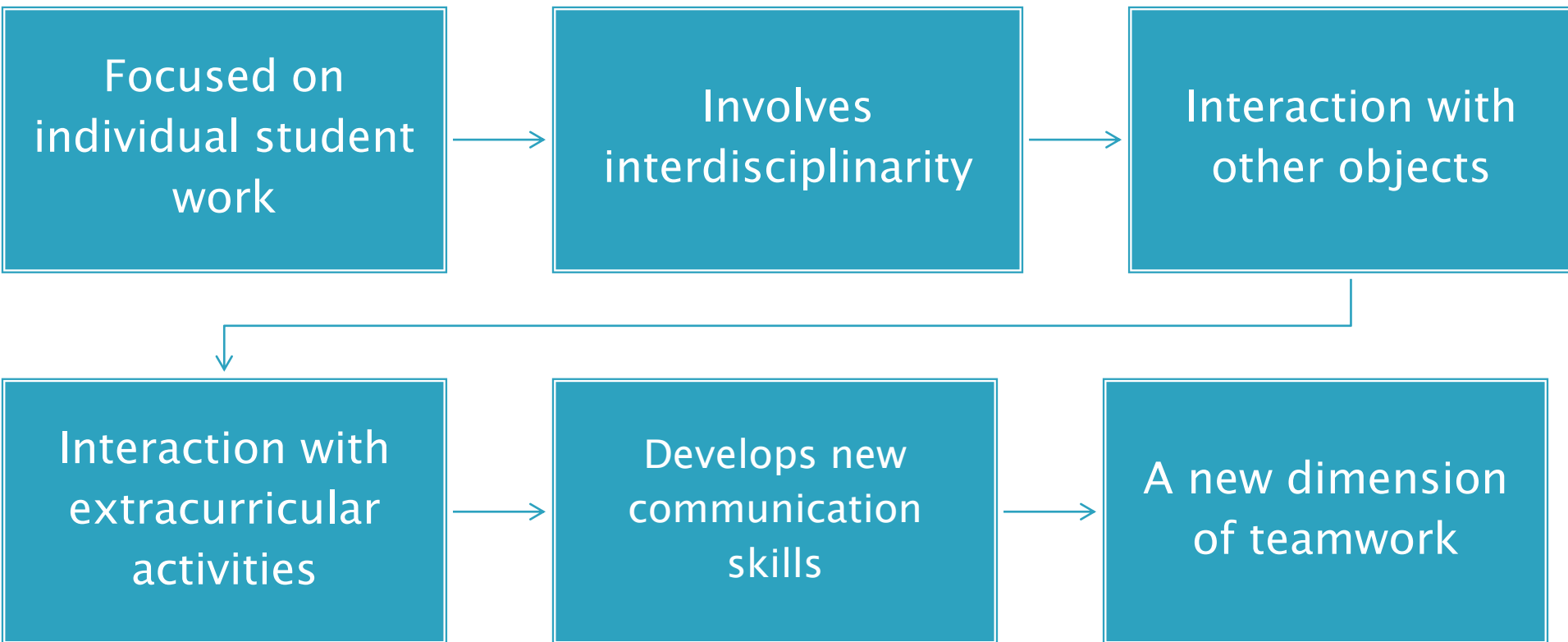
OCTOBER 5 – 7th 2021.
GLOBE EU and EURASIA VM
Ira Beck, SFN Vrapče



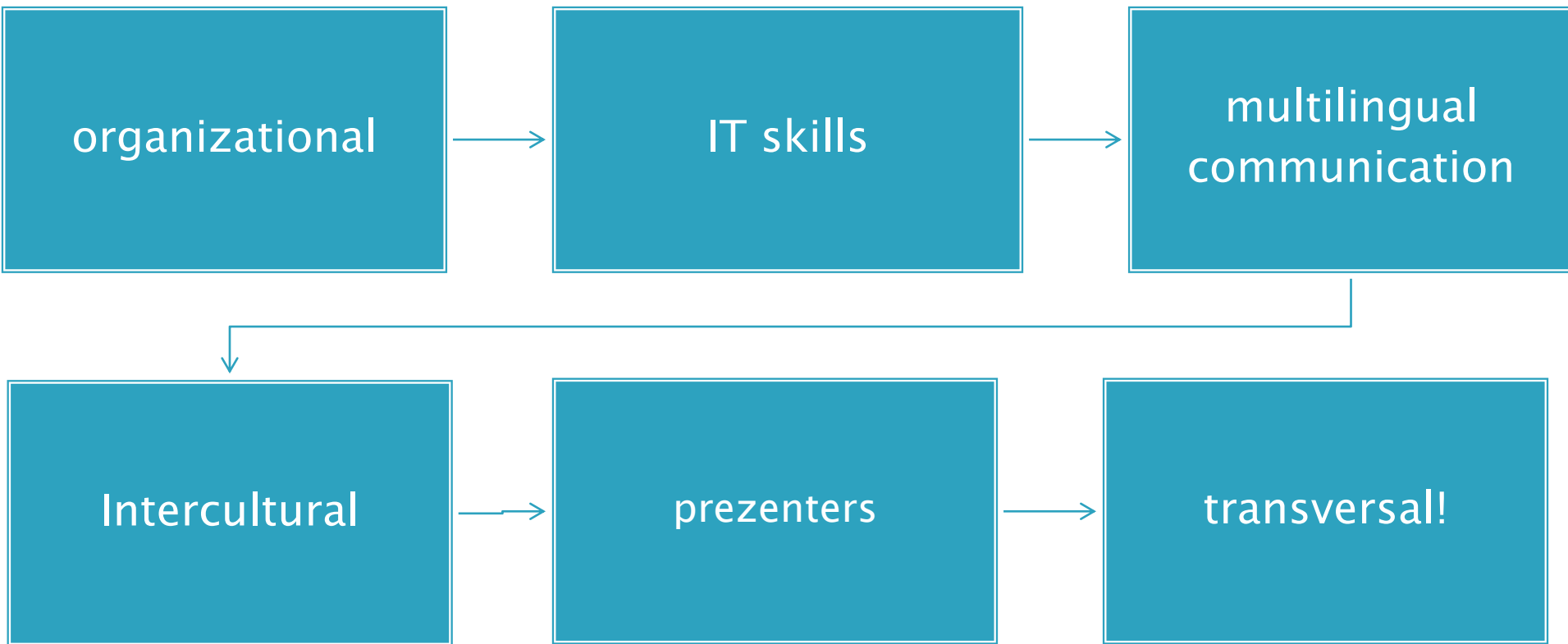
Project based learning – introduction



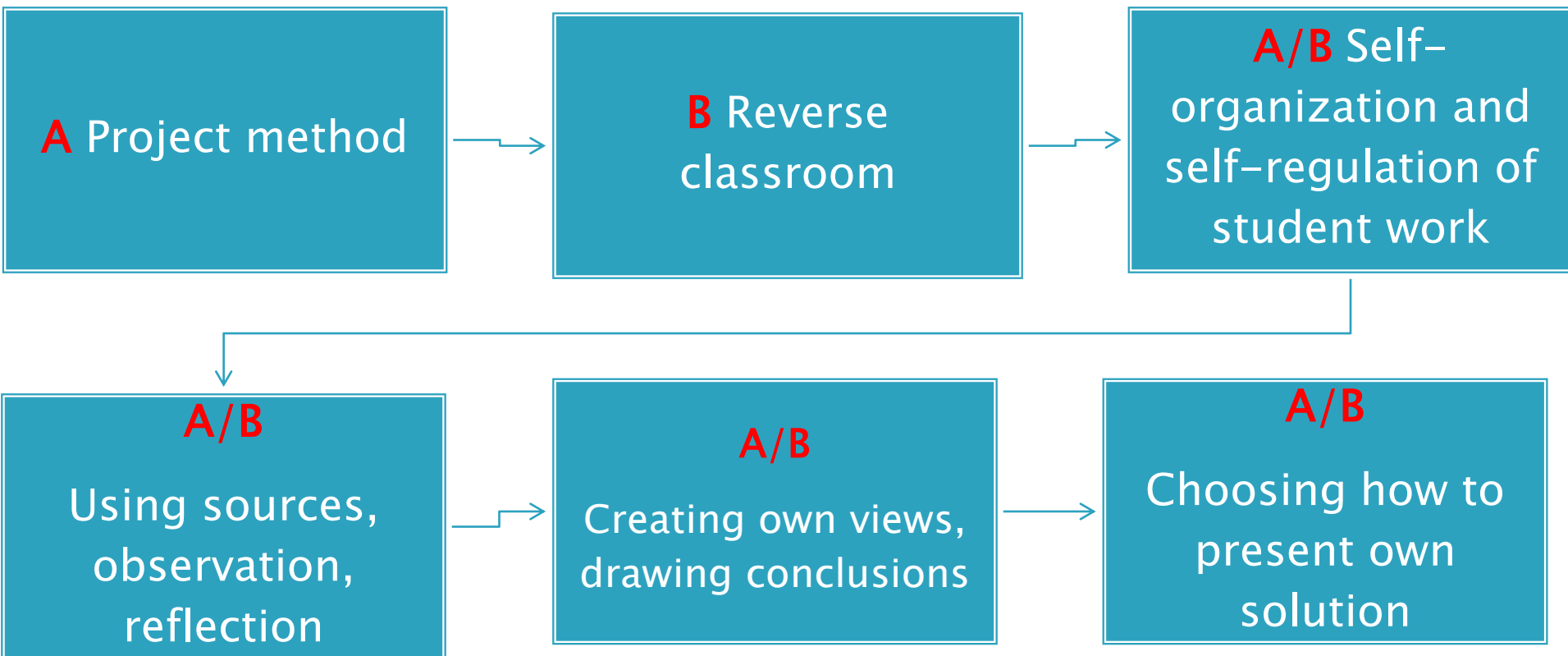
Project based learning – characteristics



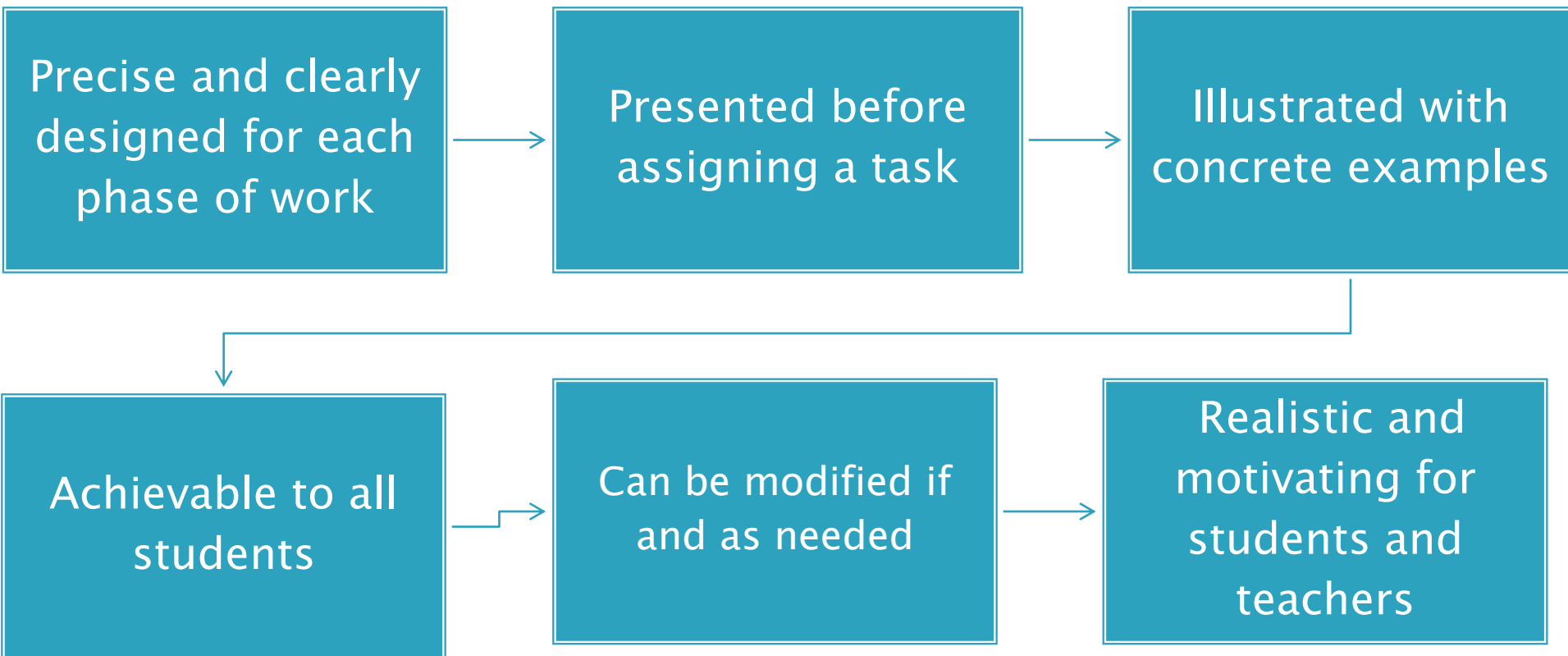
Key skills – for teachers and students



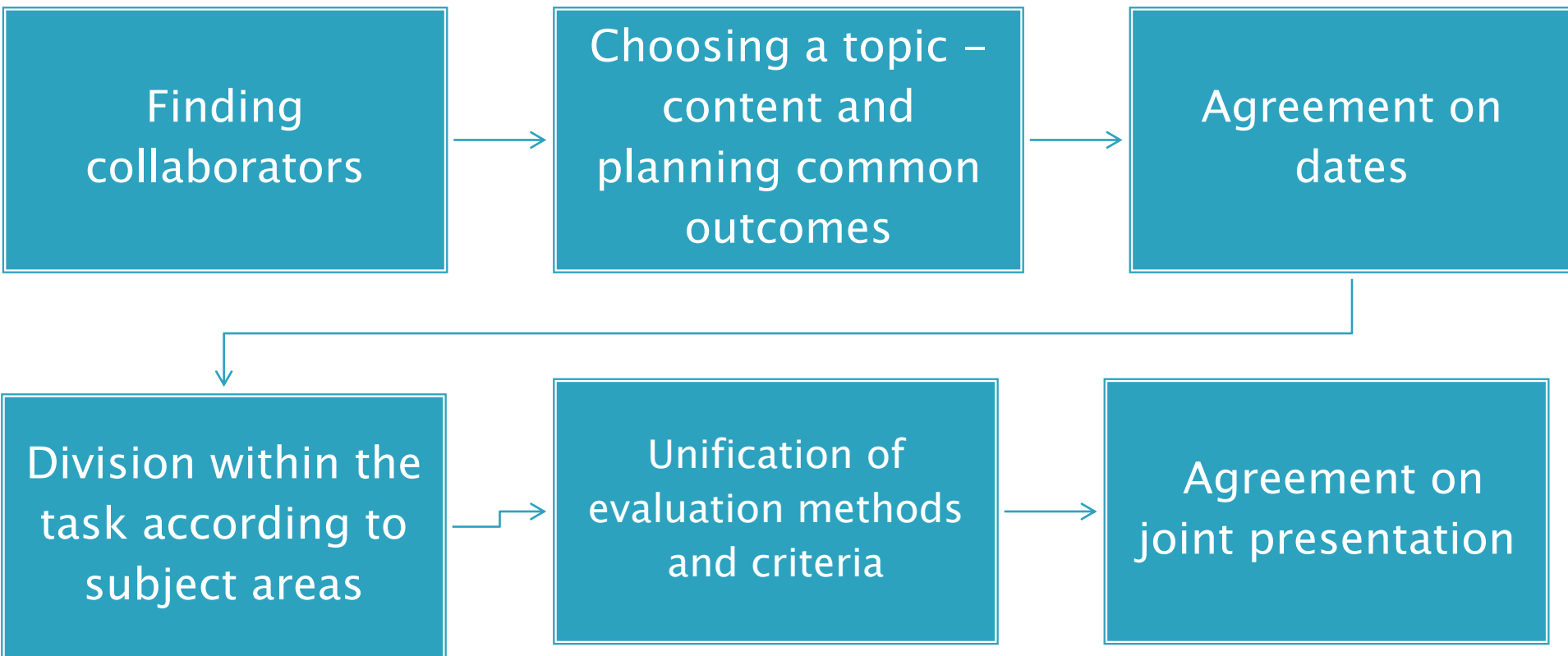
Preferred **working methods**



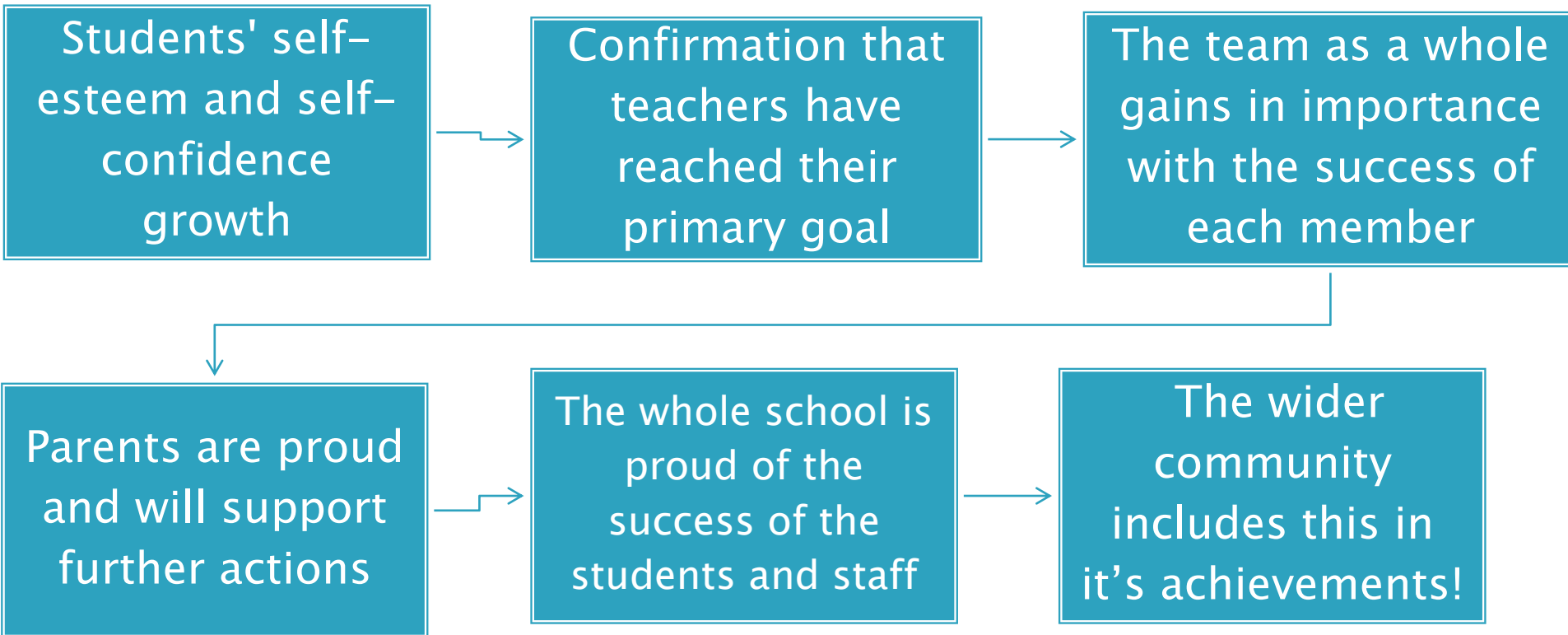
Outcomes and evaluation criteria



Teamwork – steps for teachers



Joint success – general satisfaction!



Good practice examples

1st graders – compiling a basic professional vocabulary

2nd graders – processing important personalities (mythical and real) in the history of medicine

GLOBE team – participation in research projects *in introduction part I*

As introduction part II – interdisciplinary collaboration – long-term benefit, educational movie *Somnium Croatae* made as teaching material for several subjects



Compiling a basic professional vocabulary

the teacher gives the topic, explains what and how to do it, divides the class into groups



it is illustrated by a similar example of the method of work, the way of presentation, the way of evaluation



deadlines, manner of communication and individual stages are determined



a description of expected outcomes, evaluation criteria, by stages and overall is given



data on possible technical difficulties of individuals are collected



Textbook for medical programs

Text De corpore humano, page 54



Text De trunco, page 56

Text Aliquid de dentibus, page 59



Text De extremitatibus hominis, page 63

Texts Receptum, page 45 & De modis medicamentorum introductionis, page 72





Evaluation – elements and criteria

Parts checklist – students compile and complete it themselves (who? What? When? How?) And evaluate / self-evaluate accordingly



Quality of analysis and translation of the text: S and P of each sentence correct – 2 / + additions to S and P correct – 3 / + O and addition of the sentence correct – 4 / nicely formed whole sentence in Croatian – 5 points per sentence



For the order of making the translation of the text 10, 8, 6, 4, 2 points



For the order of handing over the entire word table 10, 8, 6, 4, 2 points



Summarizing points and forming a grade for each group, ie for each member.



Dividing tasks by groups (5 students)

Each group gets a part of the text from the textbook (5)



Within the group, students are divided – one / two sentences each



Agreement on time for systematization of text translation.



The group representative sends the paper to the teacher for review, indicating who processed which part / sentence.



After the results of the examination, students compile a list of professional words from the text.



Working process

Representatives of the groups exchange their works with each other.



Each group completes its list of expert words.



Each group conducts peer and self-evaluation.



The groups send the evaluation results to the teacher.



Groups send their sample list of expert words.





Evaluation(s) results

The teacher publishes the results of the evaluation within the group..



The teacher publishes her evaluation of the work of individual groups.



A comprehensive dictionary of professional terms is published.



A term for checking vocabulary acquisition is agreed.



The survey examines students' satisfaction with the achieved outcomes.



Systematizing the list of personalities important for the development of medicine – mythical, historical

teacher gives the topic, explains what and how to do, tasks to individuals



it is illustrated by a similar example of the method of work, the way of presentation, the way of evaluation



deadlines, manner of communication and individual stages are determined



a description of expected outcomes, evaluation criteria is given




data on possible technical difficulties of individuals are collected



Textbook for medical schools

Texts pages 86, 88,90,102,103,106,108,111,112,113,115, 116 i 120



Teacher's video lessons to help analyze and translate texts



Selected pages from individual professional books



Selected pages from Internet links

Additional materials according to the students' choice



Evaluation – elements and criteria

Students perform peer evaluation according to the tables of criteria.



Students perform self-assessment according to the tables of criteria.



Students compile their own list of famous people with short descriptions.



The teacher checks the adoption of the content.



The most successful presentations are published on the School's website.



The course of production and the presentation of contents

The teacher gives the main guidelines on the content of the presentation.



The teacher gives the main guidelines on the formal features of ppt. presentations.



The teacher gives an example to illustrate.



A list of students and assignments (characters to process) is published.



The teacher announces the dates by which she should be sent questions, suggestions ...



Agreement on the order of presentation


the teacher states the dates of processing of each text

instructs students that in each text is 1 or more persons about whom 1 student will make and present a ppt. presentation

deadlines, the way of communication with the teacher and individual stages are determined

a description of expected outcomes, evaluation criteria is given

data are collected on possible difficulties / issues of individuals



Evaluation – criteria and elements

Checklist for individual parts – students compose and fill it out themselves
(collecting notes, choosing the content and form of ppt. prez.)



Communication with the teacher – frequency and purpose are evaluated
according to the table

criteria published and interpreted in advance




properly shaped ppt. it is evaluated according to the criteria table



the quality of the content is evaluated according to the table of criteria




The way of presentation and communication with the audience is evaluated
according to the table of criteria.



Individual
outcomes

Students with disabilities – similar tasks, another form

checklist for individual parts – students compose and fill it out themselves
(collecting notes, choosing the content and form of presentation)



communication with the teacher – frequency and purpose are evaluated
according to the table




criteria published and interpreted in advance



properly shaped prez. is evaluated according to the criteria table



the quality of the content is evaluated according to the table of criteria



the way of presentation and communication with the audience is evaluated
according to the table of criteria.

MY CONCLUSION

GLOBAL PROBLEM *NEEDS* GLOBE-al SOLUTION



Thank you all for 2 decades of cooperation !

