

CLOUDS

The Cloud Song (tune of *London Bridge*)

by Lynne Hehr, Hehr Education Services

Look at the sky and what do you see? What do ya see? What'd'ya see?
Look at the sky and what do you see?
Are there any clouds?

If the cloud is puffy and white, puffy and white, puffy and white,
If the cloud is puffy and white,
then it's Cu-mu-lus.

If the cloud is flat and gray, flat and gray, flat and gray,
If the cloud is flat and gray,
then, it is strat-us.

If the cloud is wispy and high, wispy and high, wispy and high,
If the cloud is wispy and high,
then, it is cirr-us.

Look at the sky and what do you see? What do ya see? What'd'ya see?
Look at the sky and what do you see?
Tell us about your cloud?

Grade Levels: K-2

Objective: Identify Cumulus, Stratus and Cirrus clouds

Preparation: (Cloud pages should be cut in half and laminated.)

Read: *Do You Know That Clouds Have Names*, GLOBE storybook


Discuss in large group: the three types of clouds and what they look like.

Materials per student: cloud card

Depending on reading and writing level, activities for these cloud cards:

The cards can be used by students to:

- Describe cloud type properties verbally or in writing.
- Draw the cloud in their picture.
- Write a story about any type of cloud.
- Use the GLOBE journal sheets for collecting cloud data.
- Use cotton balls, sheeting, net, etc. and create a cloudscape.
- Form a (same cloud) group – cumulus or stratus or cirrus and talk about how the clouds are alike.
- Form a cloud group with all three types of clouds and discuss how they are different.
- Take a cloud walk (on day with clouds) and have students describe what they see.



cirrus






ww2010.atmos.uiuc.edu



Scienceforkids







curriculum



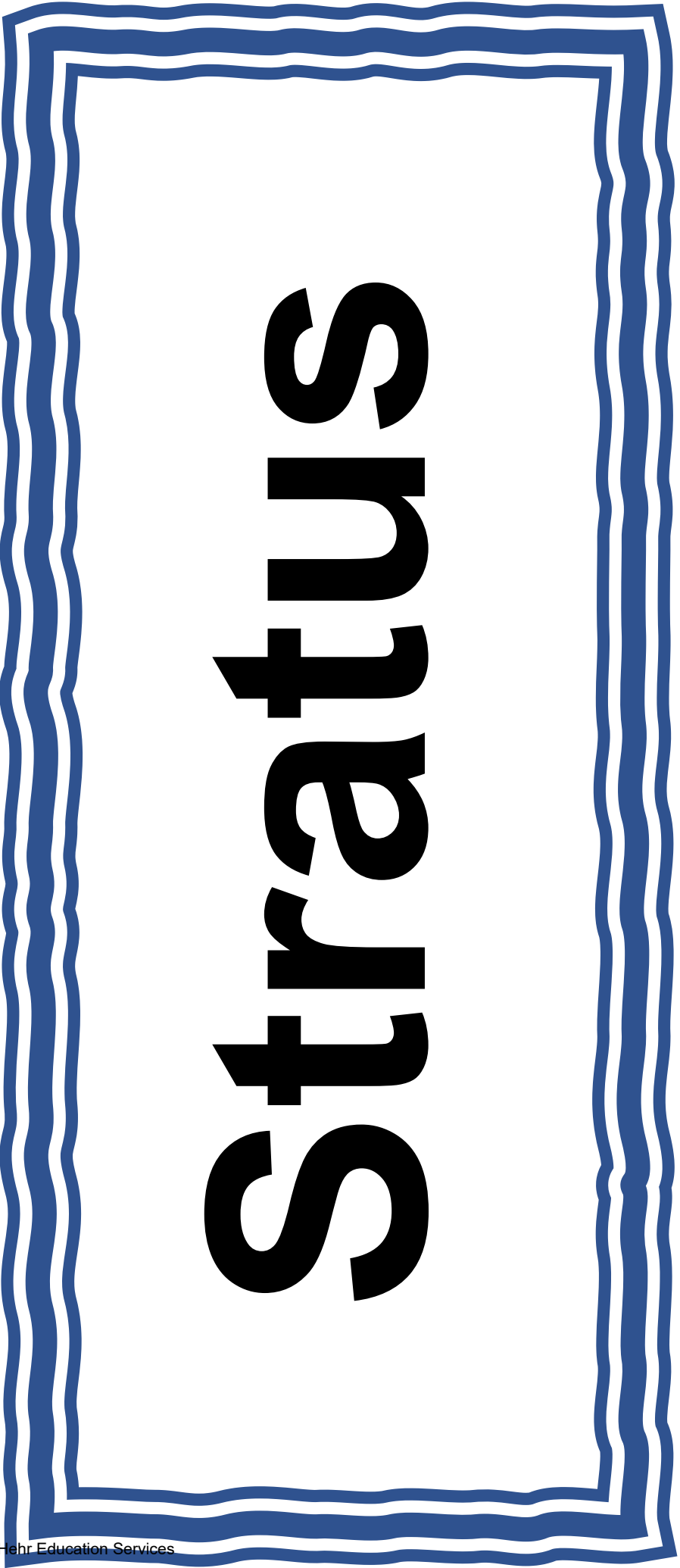












stratus









