




## European Phenology Campaign Discussion Forum Guide

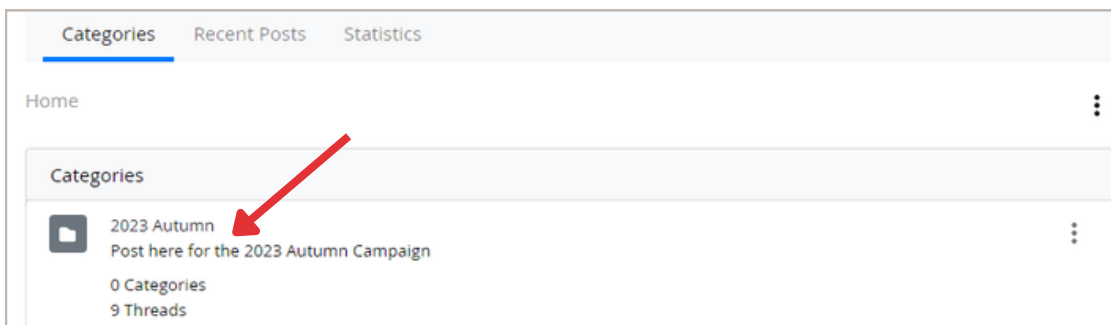
The campaign discussion forum is available [here](#). The posts can be seen by all visitors of the website. However, if you want to add a new post, you need to log in to your GLOBE account first.



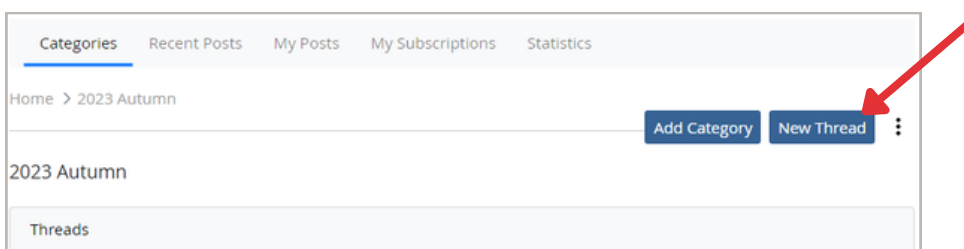
If you do not have a GLOBE account, please contact GLOBE Coordinator of [your country](#).

### How to add new post

In the discussion forum, select the specific category, e.g. 2023 Autumn.



Choose "New Thread" to create new post in the chosen category.



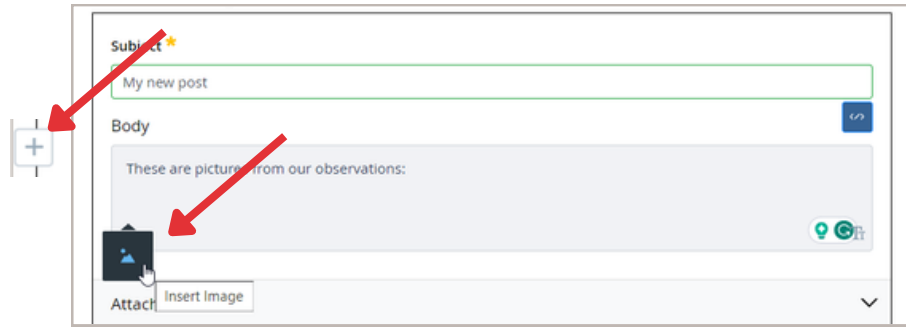
"Add Message" field will open, where you:

1. Fill a Subject of your message
2. Write your message and add pictures into the Body field.

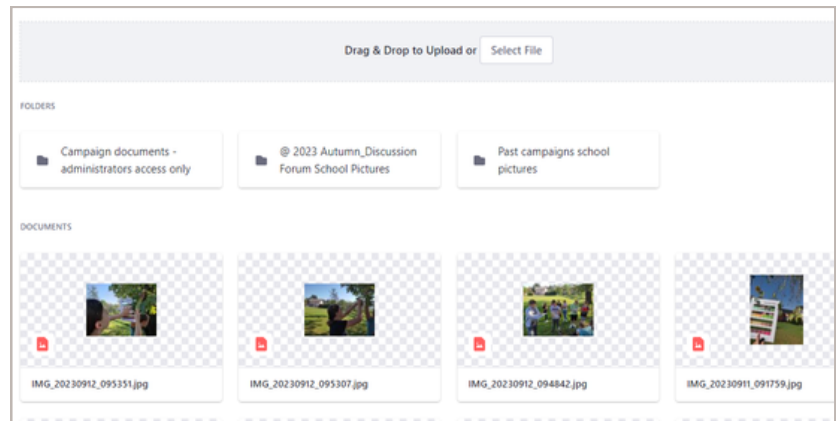
To add a picture into your message follow steps 1-4 below.

1. Click on a "+" sign next to your text in the Body field.

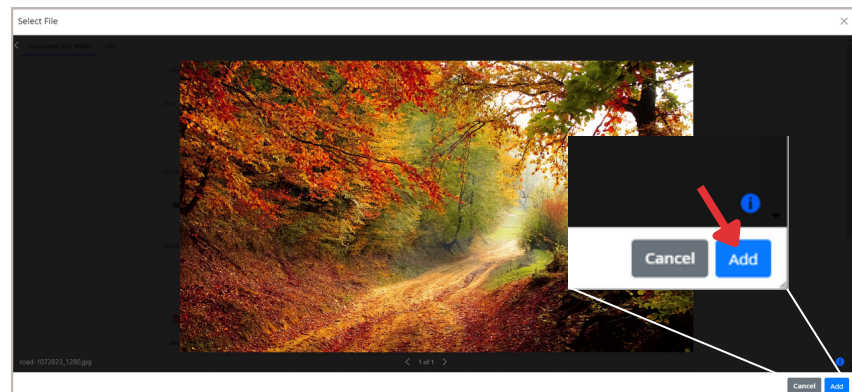
2. Click on the picture sign that will appear



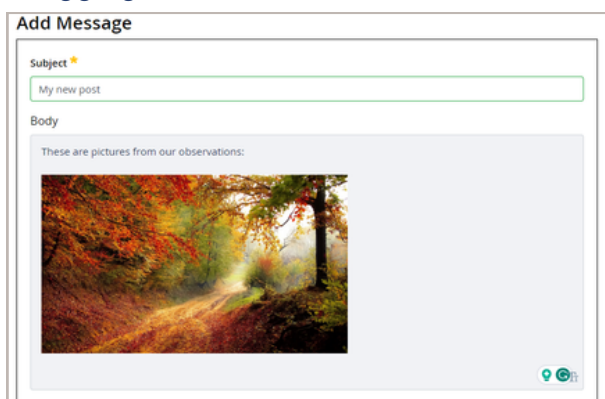
3. Drag and drop your picture or use the "Select file" button to upload it



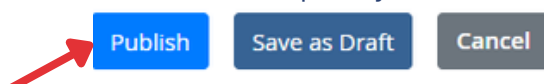
4. Click on "Add" to insert your picture into the text



The image will appear pasted into your post. You can adjust the size of the image by dragging its corner.



Choose "Publish" to post your message.



# Subscribing to the forum

**To receive email notifications from the forum, please subscribe. You will be notified by email of posts from other schools and campaign updates.**

You can unsubscribe at any time.

## How to subscribe

To subscribe click on the three dots symbol above categories and choose "Subscribe". Repeat the same also for the specific category.

To unsubscribe follow the same process and choose the option "Unsubscribe".

