

European Phenology Campaign

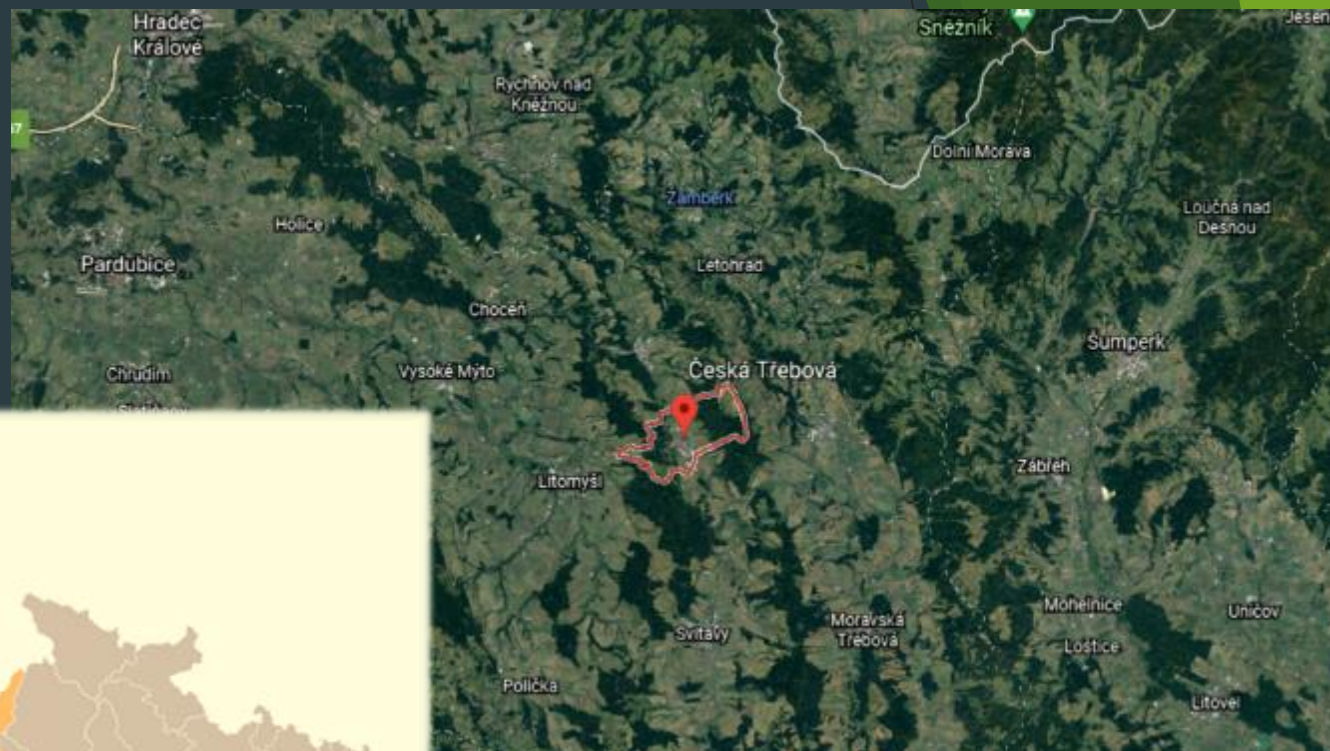
spring 2021

Gymnázium (grammar school) Česká Třebová
The Czech Republic

Our team



Česká Třebová



Gymnázium - Grammar School Česká Třebová

- ▶ Established 1.9.1909
- ▶ Around 350 students



- ▶ We joined the GLOBE program in 1997
- ▶ Our school held international GLOBE games in 2005.



Species of observed trees

- ▶ We are allowed to participate in European Phenology Campaign.
- ▶ All students of our class observe trees but only 13 of them joined in EPC and they observed the following trees:

2 LIMES

5 SOUR CHERRIES

5 BIRCHES

1 HAZEL

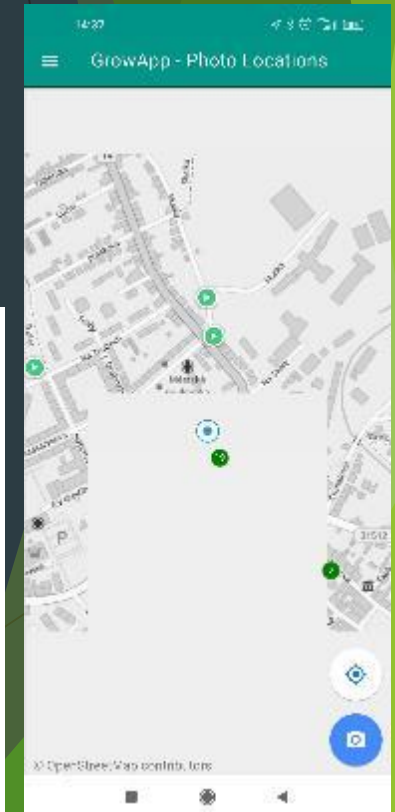
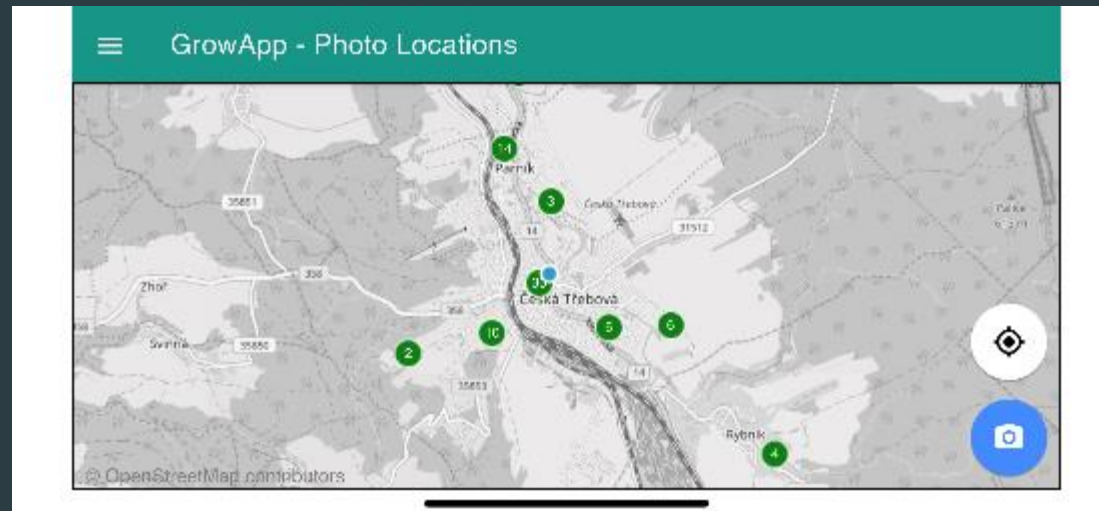
Using EPC in education

- ▶ Each student of our class had to observe a branch with four leaves and its budburst and use it in Chemistry-Biology Practice lessons.
- ▶ We learned to edit the photos in IT lessons.
- ▶ We translated the texts in English lesson.



Use of Grow App and its problems

- ▶ We used it to document our trees - location, photos (animations) and shared it with our teacher.
- ▶ Problems:
 - ▶ Bad app optimalization
 - ▶ Need to use cellular network
 - ▶ Things load way too slowly



Example of student's tree description



It is European hazelnut (*Corylus Avellana*). The bush has fallen leaves. It is currently in the flowering stage. Although the shrub is blooming, the buds are dormant. The fruits of the plant are hazelnuts. It gradually wakes up from flowers through leaves to small nuts.

27.03.2021

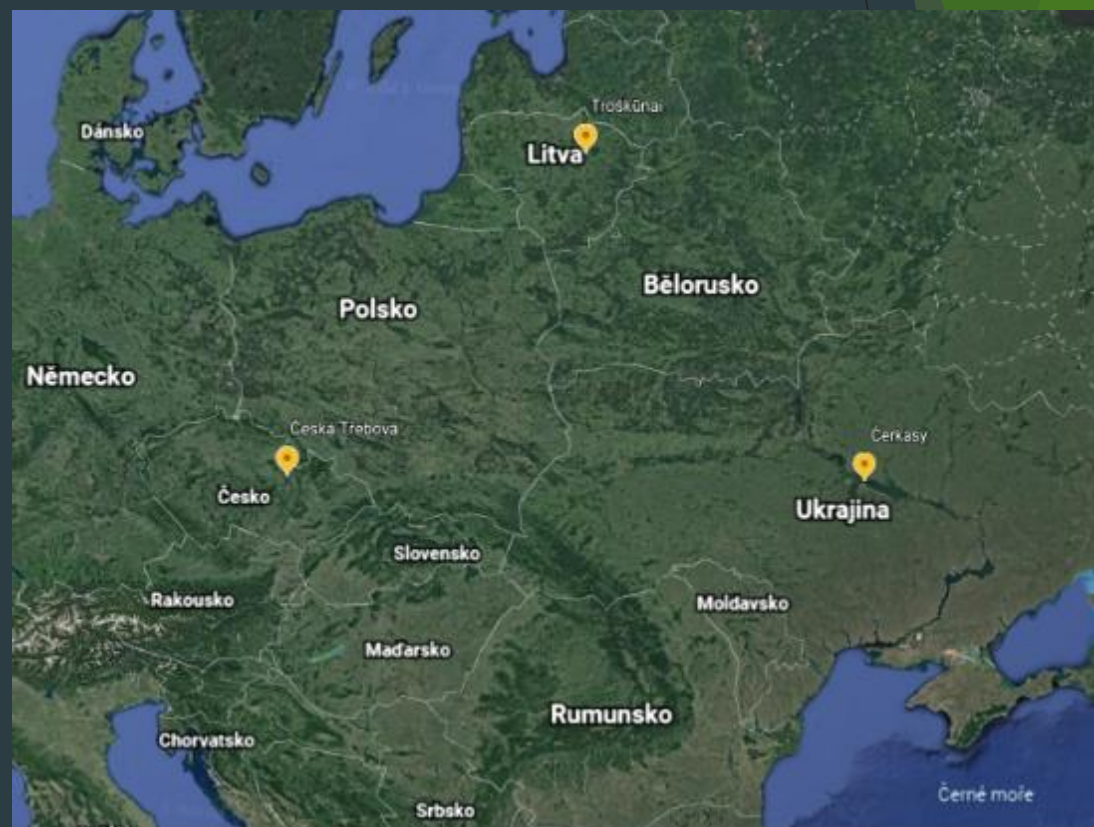


Partner schools


- Anykščiai distr. Troškūnai Kazys Inčiūra Gymnasium



- Cherkasy secondary school N°30




Padlet

 **SPRING TREE**
Made with whimzy


Rasa Gaidiene +3 4 budowy

**CZECH REPUBLIC, GYMNAZIUM
ČESKÁ TŘEBOVÁ**
CHERRY



CHERRY ZM
Powerpoint presentation
padlet drive

**CZECH REPUBLIC
GYMNAZIUM ČESKÁ TŘEBOVÁ**
LIME




LIME ZM
Word document
padlet drive


**GYMNAZIUM -
GRAMMAR
SCHOOL
ČESKÁ
TŘEBOVÁ**
Czech Republic

GYMNAZIUM ČESKÁ TŘEBOVÁ CZECH REP...
Powerpoint presentation
padlet drive

LITHUANIA
2021-04-08 OAK




**LITHUANIA, TROSKUNAI KAZYS
INCIURA GYMNASIUM**
2021-05-16 BIRCH




LITHUANIA GYMNASIUM
Powerpoint presentation
padlet drive


**LITHUANIA, TROSKUNAI KAZYS
INCIURA GYMNASIUM**
2021-05-16 LIME



LITHUANIA
2021-04-08 LIME



**LITHUANIA, TROSKUNAI KAZYS
INCIURA GYMNASIUM**
2021-05-16 OAK



LITHUANIA
2021-03-28
Birch 1-4 swelling
Lime 1-4 swelling
Oak 1-4 dormant

LITHUANIA

+

Student's accounts, conversation and forum usage

- ▶ Thirteen students had students' accounts.
- ▶ They sent data and joined the conversation.

THE GLOBE PROGRAM SCIENCE Data Entry

Data Entry Home / Gymnazium Ceska Trebova / Birch Česká Třebová JJ / Green Up/Green Down

What Green-Up/Green-Down Measurement Did You Take? * Growing season cycle number *

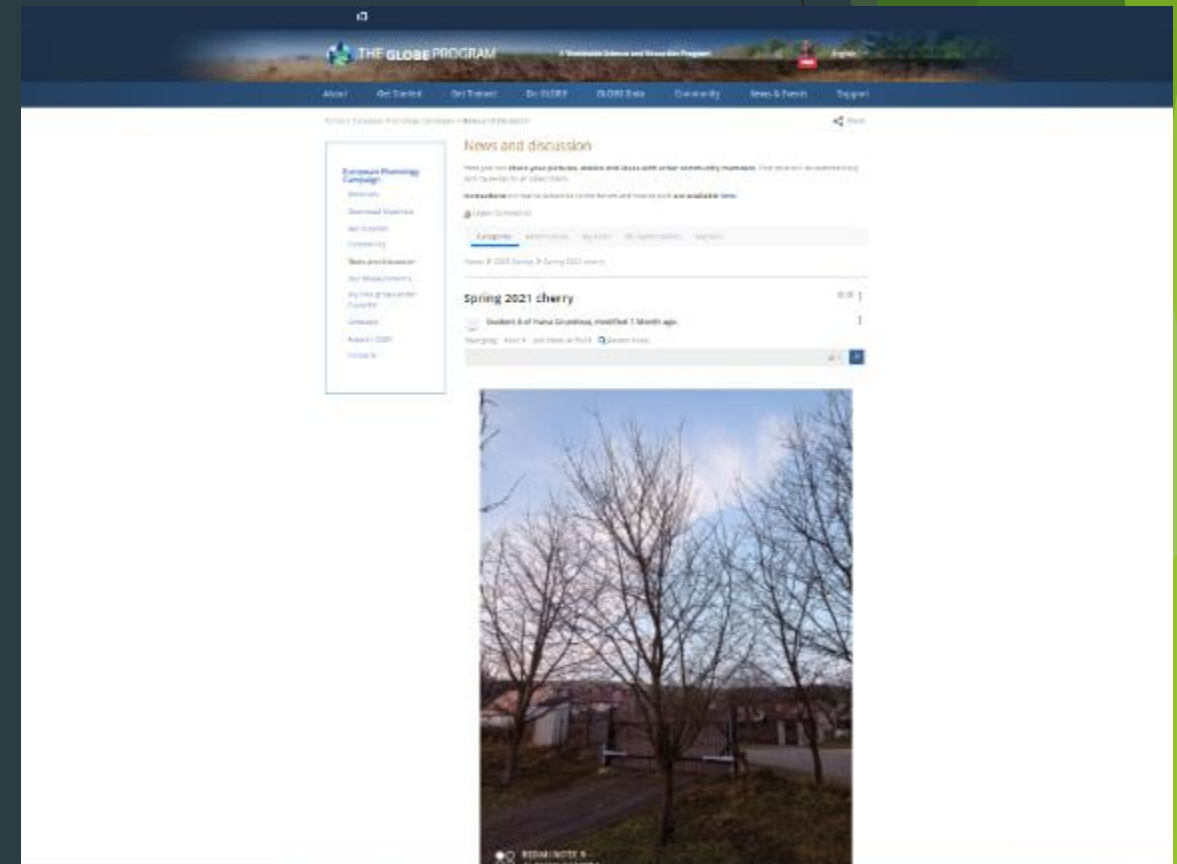
Green Up 1

Plants

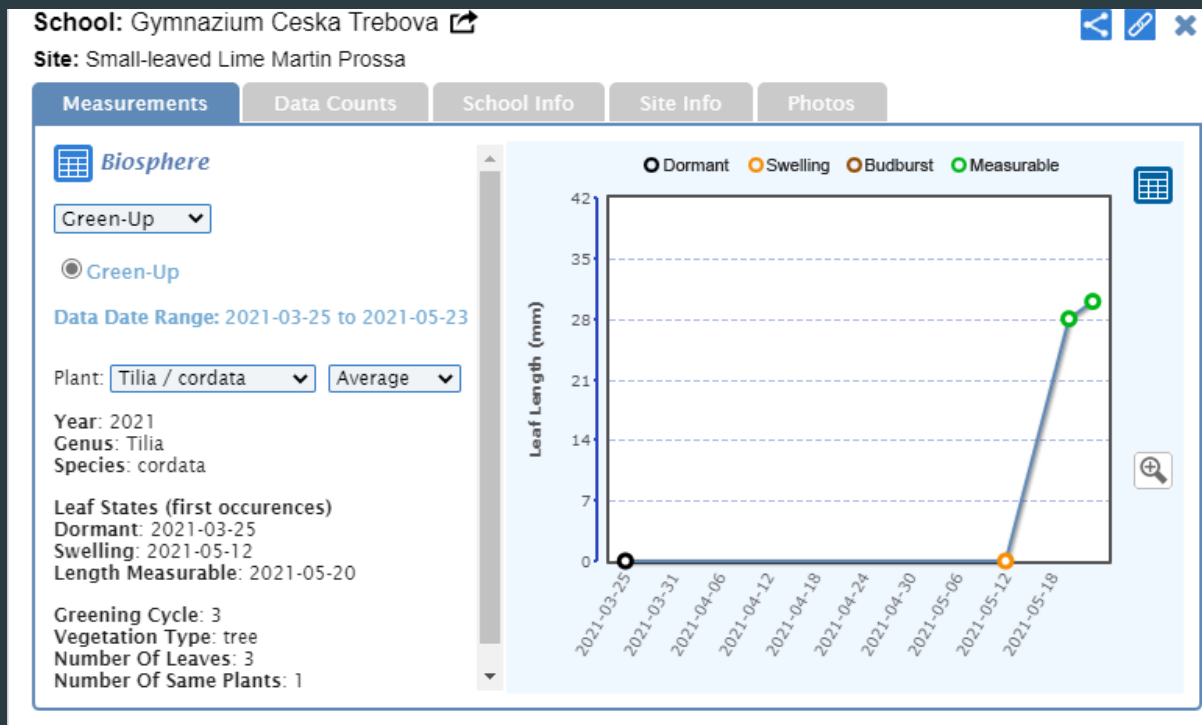
At least one leaf is required. *

Birch

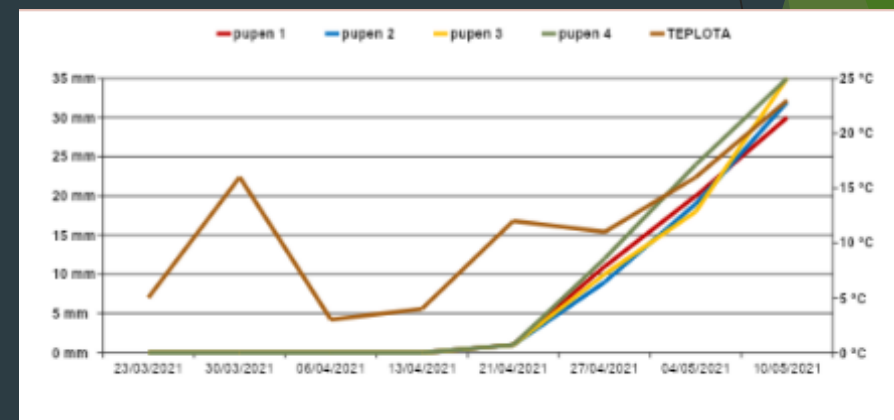
Leaf 1	Leaf State Length Measurable	Leaf length * 45 mm
Leaf 2	Leaf State Length Measurable	Leaf length * 34 mm
Leaf 3	Leaf State Length Measurable	Leaf length * 36 mm
Leaf 4	Leaf State Length Measurable	Leaf length * 35 mm



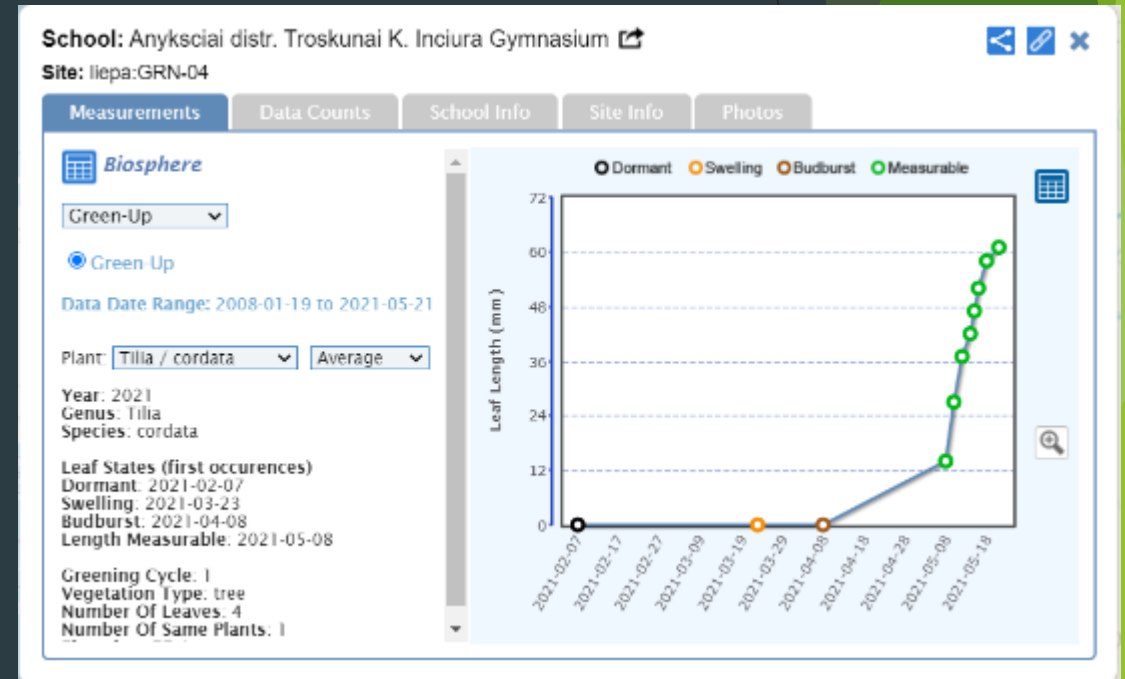
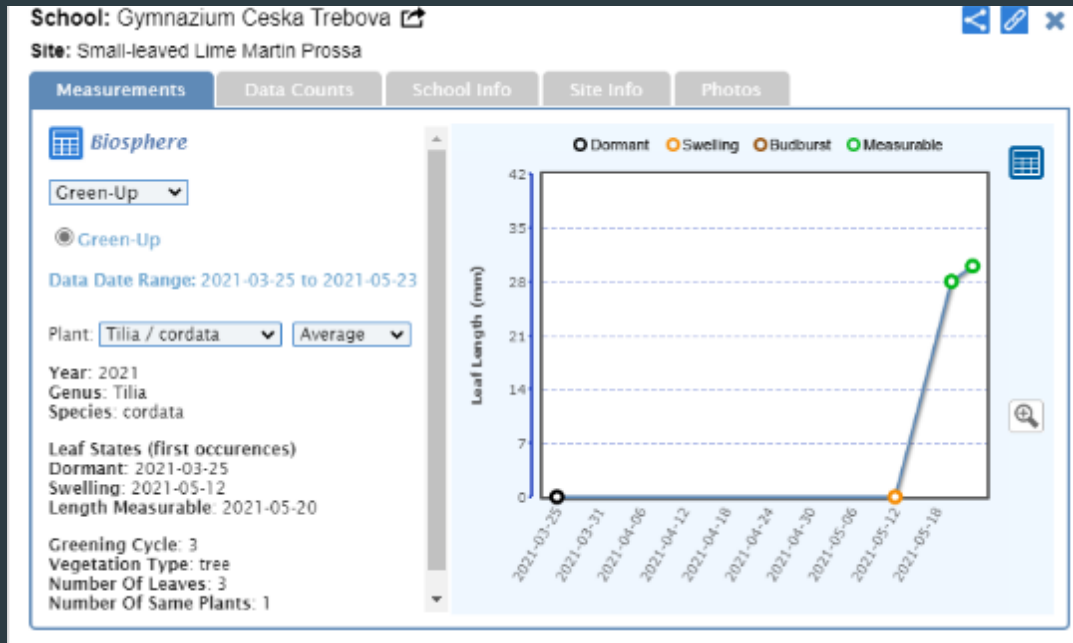
Tab + graphs



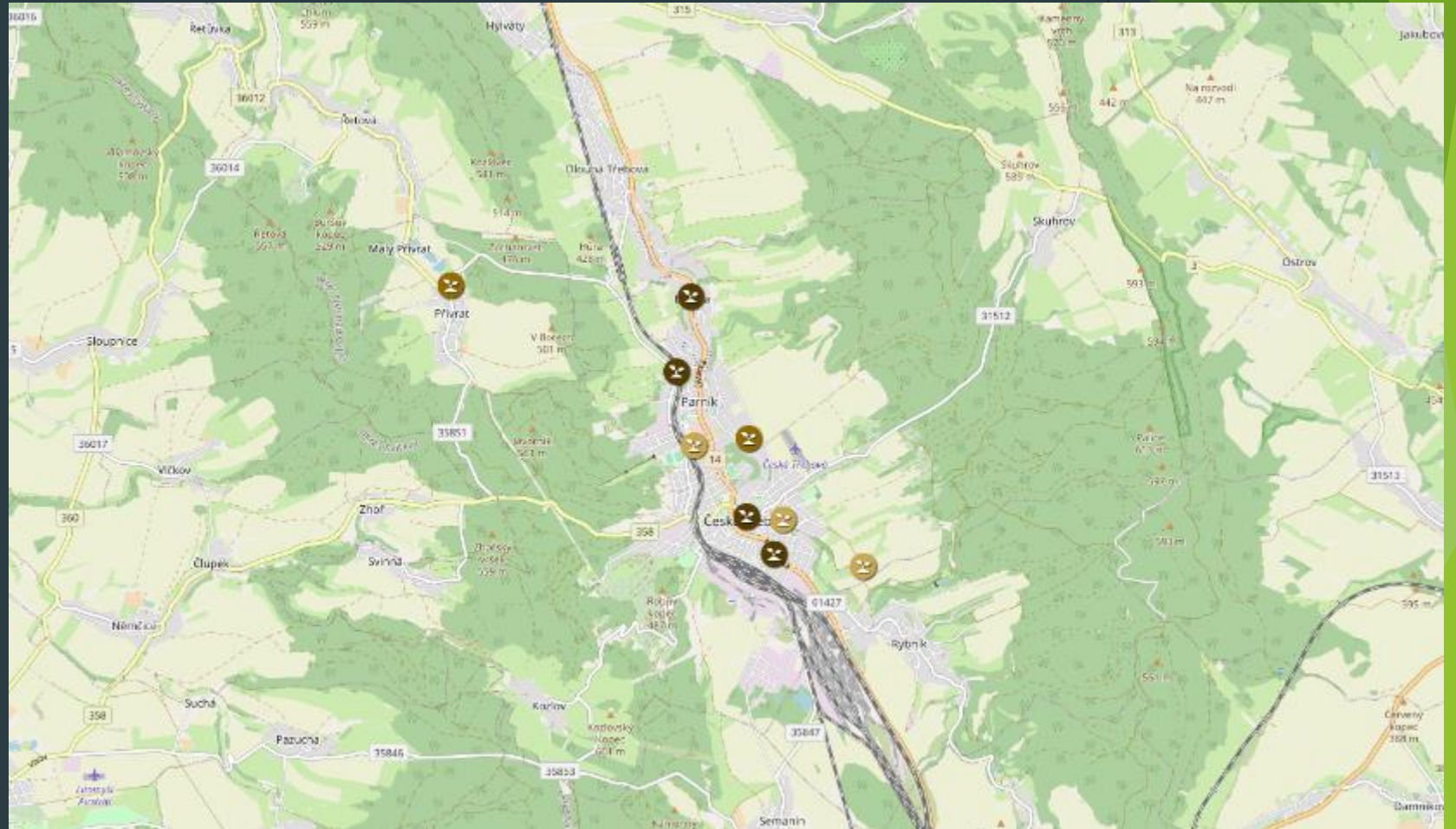
DATUM	pupen 1	pupen 2	pupen 3	pupen 4	TEPLOTA
23.03.2021	spi	spi	spi	spi	5°
30.03.2021	spi	spi	spi	spi	16°
06.04.2021	raší	raší	raší	raší	3°
13.04.2021	raší	raší	raší	raší	4°
21.04.2021	bobtná	bobtná	bobtná	bobtná	12°
27.04.2021	11 mm	9 mm	10 mm	12 mm	11°
04.05.2021	20 mm	19 mm	18 mm	24 mm	16°
10.05.2021	30 mm	32 mm	35 mm	35 mm	23°



Comparison of graphs from our and Troskunai school



Trees in GLOBE map





Thank you for your attention

And thanks to everyone for cooperation.