






OBSERVATIONS OF SILVER BIRCH – FIELD GUIDE

IN DETAIL:	ON THE TREE	PHENOLOGICAL PHASE:
<p>Green up</p>		<p>Budburst, unfolding and growing of leaves</p>
	<p>4 South-facing leaves <i>or</i> on any branch in the tree</p>	<p>Budburst - Greenup Select a South-facing branch and mark four buds in the front of the branch. Observe buds from dormant to swelling to budburst stage. Note each observation date. IMPORTANT: Observe the general budburst in the tree if it's not possible to mark a branch (because branches are not reachable). Observations can be made with the support of field glasses. Note at data entry in that case the date and the stage "budburst" for leaves 1 to 4.</p>
	<p>4 South-facing leaves</p>	<p>Green up (series) The leaf length of one leaf of 4 buds on a South-facing branch (front part of the branch) is measured every 2 to 3 days until growth has accomplished. The length of the leaf is measured from the basis (petiole) to the top of the leaf (without leaf stalk). It is useful to observe the buds before leaf development (bud dormant, swelling, budburst, development).</p>
<p>Leaf colouring</p>		<p>Senescence of leaves and leaf fall</p>
	<p>4 South-facing leaves</p>	<p>Leaf colouring, leaf fall (series) The colouring of the 4 leaves at the tip of a South-facing branch is measured and described until the leaves have dropped. For each leaf the <i>dominant colour</i> (percentage) is determined with the help of the GLOBE colour chart. The corresponding number of the colour code is written down for each date and for each leaf. The last entry is the fall of the leaf, again for each leaf individually.</p>