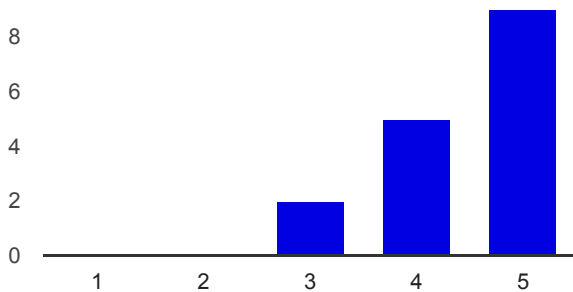


16 responses

[View all responses](#) [Publish analytics](#)

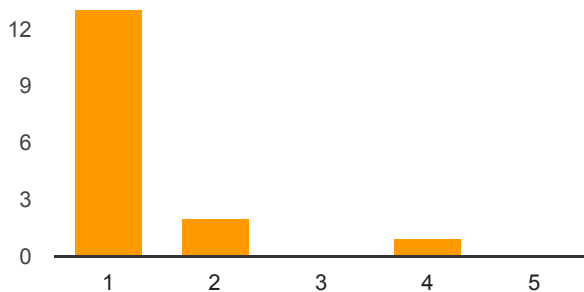
Summary

How satisfied were you with today's AREN presentation?



Not at all satisfied: 1	0	0%
2	0	0%
3	2	12.5%
4	5	31.3%
Extremely satisfied: 5	9	56.3%

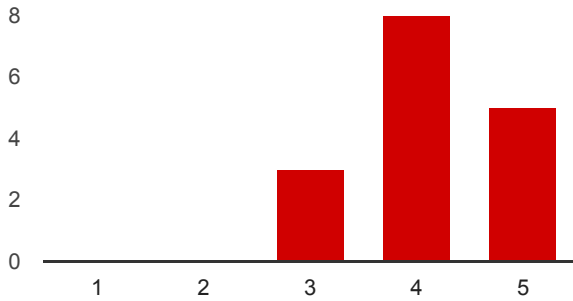
How familiar were you with the AREN Project BEFORE this presentation?



Not at all familiar: 1	13	81.3%
2	2	12.5%
3	0	0%
4	1	6.3%

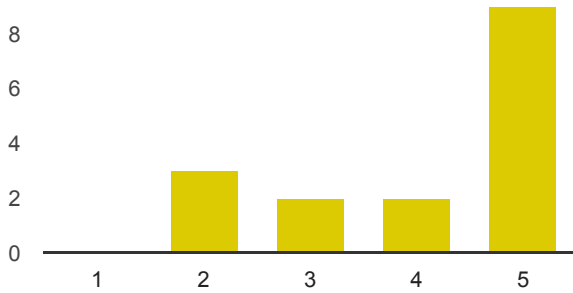
Extremely familiar: 5 **0** 0%

How familiar are you with the AREN Project AFTER this presentation?



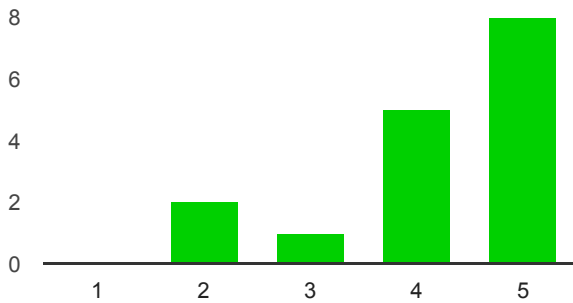
Not at all familiar: 1 **0** 0%
 2 **0** 0%
 3 **3** 18.8%
 4 **8** 50%
 Extremely familiar: 5 **5** 31.3%

How interested are you in becoming an AREN participant?



Not at all interested: 1 **0** 0%
 2 **3** 18.8%
 3 **2** 12.5%
 4 **2** 12.5%
 Extremely interested: 5 **9** 56.3%

How likely are you to encourage your students to participate in AREN opportunities?



Extremely unlikely: 1	Count	Percentage
2	2	12.5%
3	1	6.3%
4	5	31.3%
Extremely likely: 5	8	50%

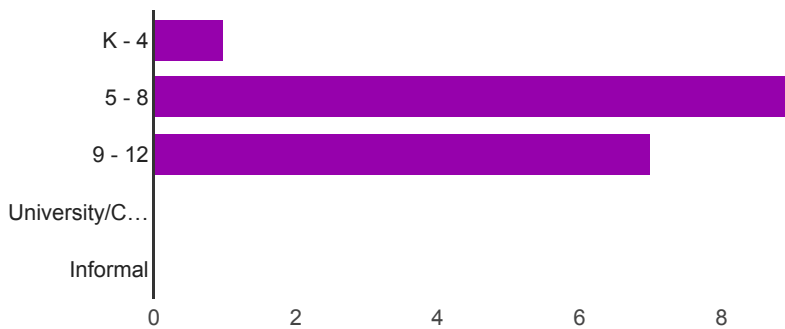
Comments:

Dave, it's always a pleasure to see and hear you. Tony

I would be super interested in having the AREOKATS out at our school, if possible as a program. If there is a cost involved I could possibly get a grant. Please let me know - Jennifer Boyle

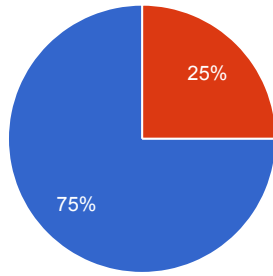
Worried about cost.

What grade levels best represent your professional interests?



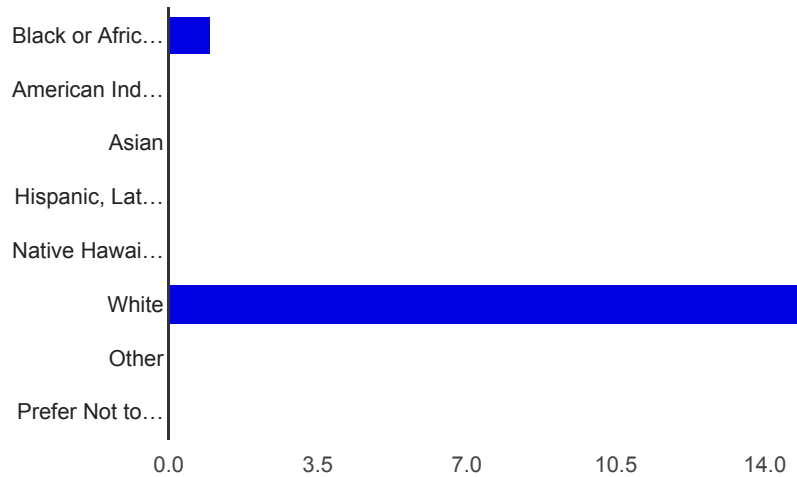
K - 4	1	6.3%
5 - 8	9	56.3%
9 - 12	7	43.8%
University/College	0	0%
Informal	0	0%

Gender:



White	15	75%
Prefer Not to Answer	0	0%

Categories



Black or African-American	1	6.3%
American Indian/Alaska Native	0	0%
Asian	0	0%
Hispanic, Latino or Spanish Origin	0	0%
Native Hawaiian or Other Pacific Islander	0	0%
White	15	93.8%
Other	0	0%
Prefer Not to Answer	0	0%

Number of daily responses

