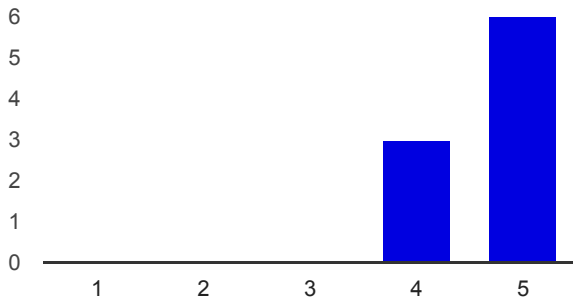


9 responses

[Publish analytics](#)

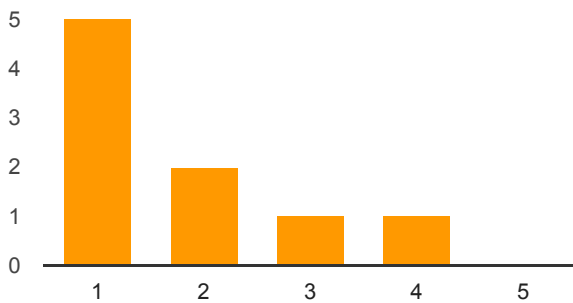
Summary

How satisfied were you with today's GLOBE training presentation?



Not at all satisfied: 1	0	0%
2	0	0%
3	0	0%
4	3	33.3%
Extremely satisfied: 5	6	66.7%

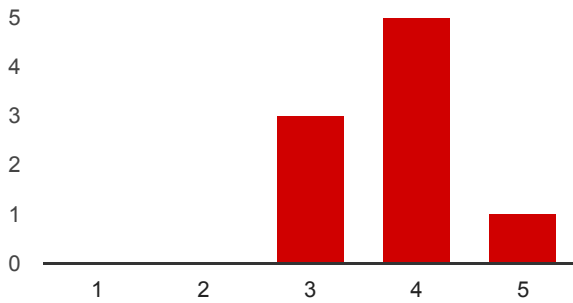
How familiar were you with the GLOBE Program BEFORE this presentation?



Not at all familiar: 1	5	55.6%
2	2	22.2%
3	1	11.1%
4	1	11.1%

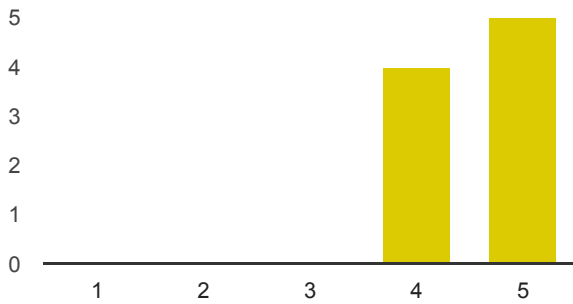
Extremely familiar: 5 **0** 0%

How familiar are you with the GLOBE Program AFTER this presentation?



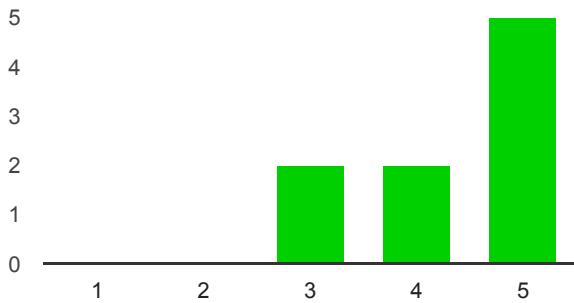
Not at all familiar: 1 **0** 0%
 2 **0** 0%
 3 **3** 33.3%
 4 **5** 55.6%
 Extremely familiar: 5 **1** 11.1%

How interested are you in becoming a GLOBE participant?



Not at all interested: 1 **0** 0%
 2 **0** 0%
 3 **0** 0%
 4 **4** 44.4%
 Extremely interested: 5 **5** 55.6%

How likely are you to encourage your students to participate in GLOBE opportunities?

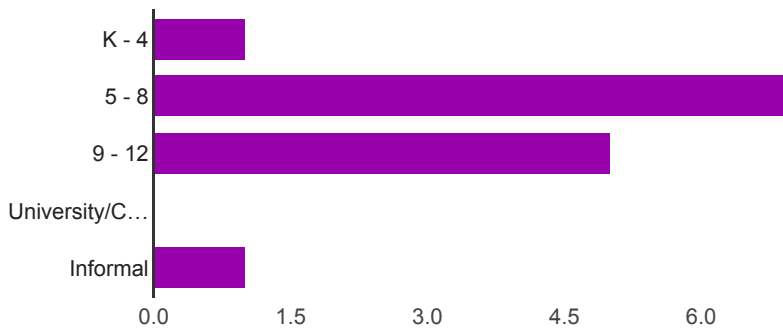


Likelihood	Count	Percentage
1	0	0%
2	0	0%
3	2	22.2%
4	2	22.2%
Extremely likely: 5	5	55.6%

Comments:

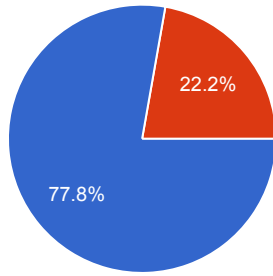
I have to find the time to register and do the protocols and figure out, logistically, how I can use this with my classes, given the unique circumstances at my school.

What grade levels best represent your professional interests?

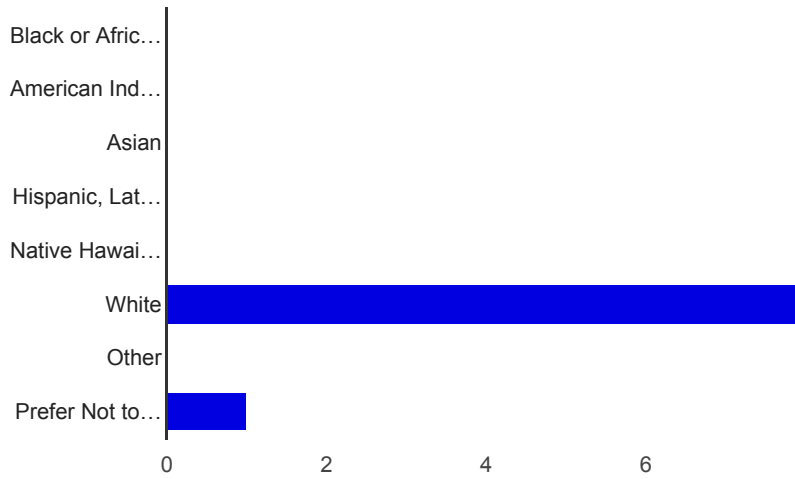


Grade Level	Count	Percentage
K - 4	1	11.1%
5 - 8	7	77.8%
9 - 12	5	55.6%
University/College	0	0%
Informal	1	11.1%

Gender:



Categories



Category	Count	Percentage
Black or African-American	0	0%
American Indian/Alaska Native	0	0%
Asian	0	0%
Hispanic, Latino or Spanish Origin	0	0%
Native Hawaiian or Other Pacific Islander	0	0%
White	8	88.9%
Other	0	0%
Prefer Not to Answer	1	11.1%

Number of daily responses

