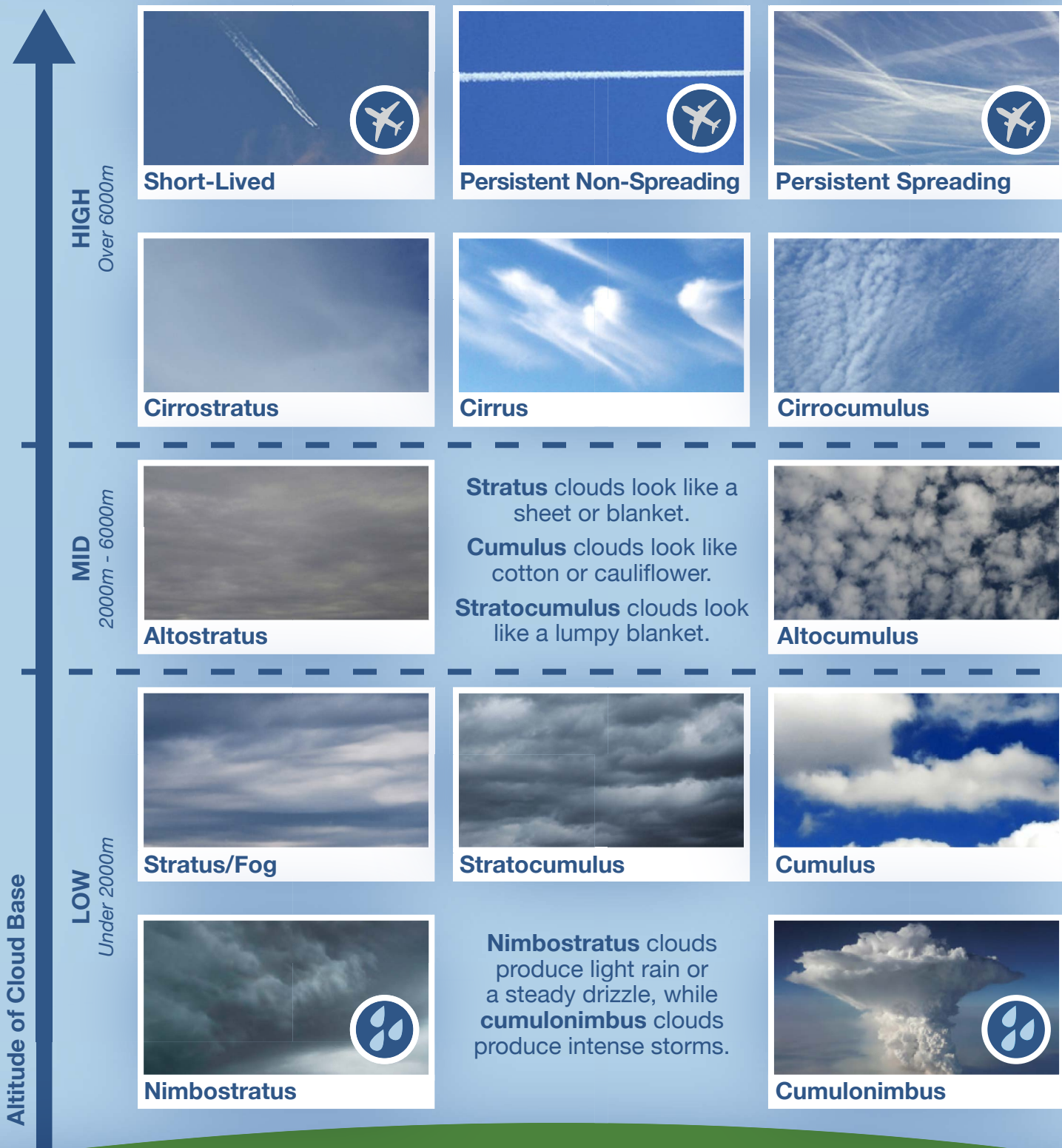


# Cloud Identification Chart



## Contrails

These clouds form around airplane exhaust.

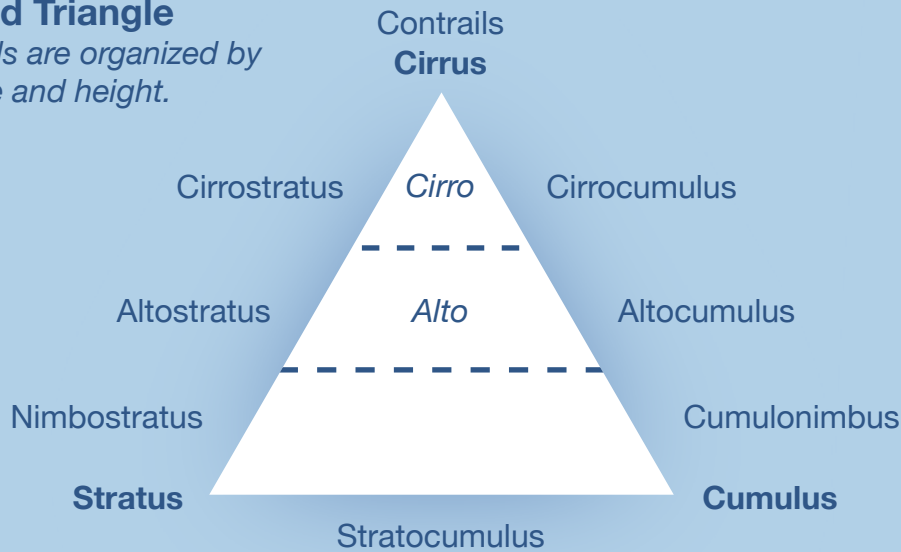


## Precipitation

These clouds produce rain or snow.

## Cloud Triangle

Clouds are organized by shape and height.




## Cloud Opacity

How much sunlight passes through the cloud?



Opaque



Translucent




Transparent

## Cloud Cover

How much of the sky is covered by clouds?



Few (<10%)




Isolated (10-25%)



Scattered (25-50%)



Broken (50-90%)



Overcast (>90%)

## Sky Color

Which is the deepest blue in the sky?




Deep Blue




Blue



Light Blue




Pale Blue




Milky

## Sky Visibility

What does the horizon look like?



Unusually Clear



Clear



Somewhat Hazy



Very Hazy



Extremely Hazy

**SAFETY FIRST!**  
Never look  
directly into the  
sun.

Learn how you  
can contribute  
to a global  
database of cloud  
observations at  
[observer.globe.gov](http://observer.globe.gov)



Sponsored by:



Supported by:

